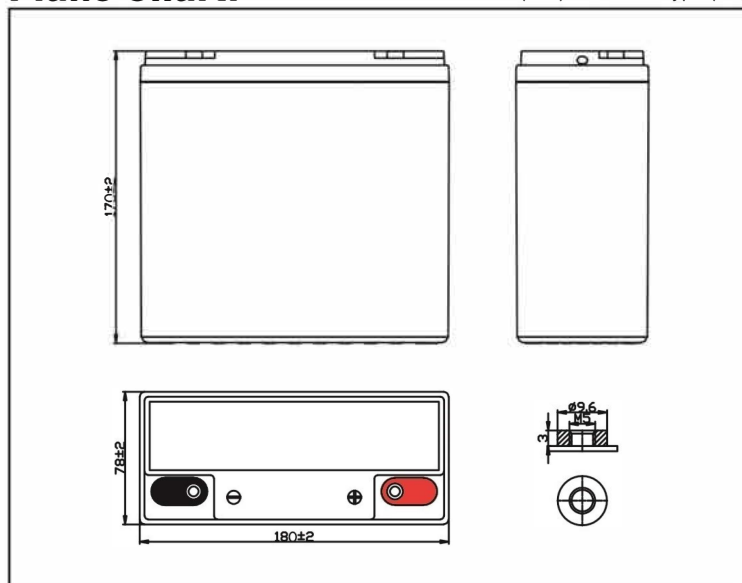


RC12-22G (12V, 22Ah)



Plane Chart:

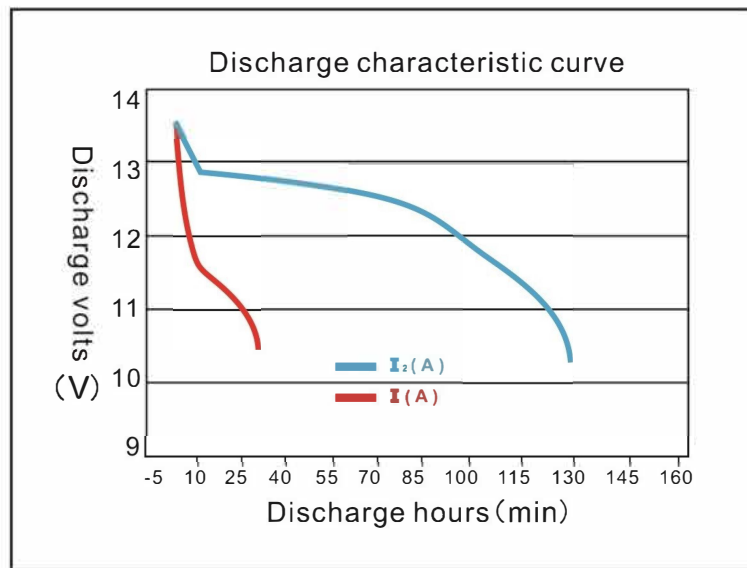
Unit:(mm) Terminal type:(D1)



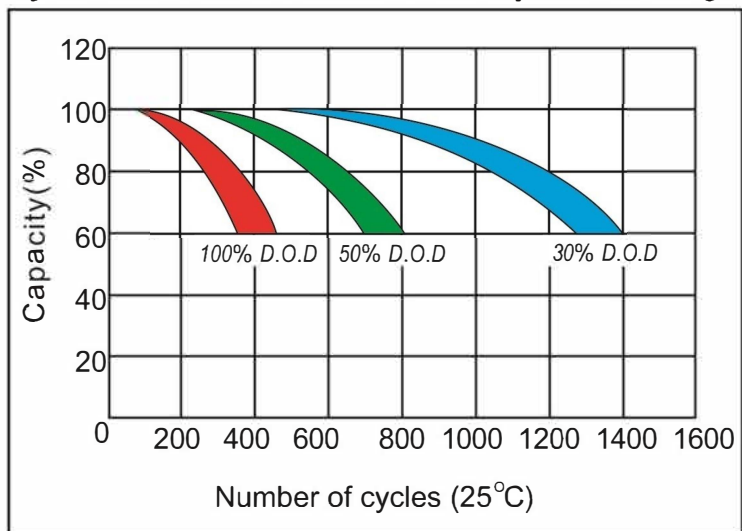
Parameter Chart:

Volts		12V	
Capacity(25°C)	2 hours rate (11A)	22Ah	
	10 hours rate (2.6A)	26Ah	
Capacity Affected By Temperature	40°C	102%	
	25°C	100%	
	0°C	85%	
	-15°C	70%	
Residual Capacity (25°C)	Capacity After 3 Months Storage	90%	
	Capacity After 6 Months Storage	80%	
	Capacity After 12 Months Storage	60%	
Design cycle service life		4 years	
Charge (Constant Voltage)	Cycle (25°C)	Initial Charging Current Less Than 6.9A Voltage 14.5~14.9V	
	Float (25°C)	Charge Voltage 13.6~13.8V	
Weight (Approx)		7.1Kg	

Performance curve



Cycle service life in relation to the depth of discharge



★The above are average and data obtained from the first 3 charge/discharge cycles. These are not minimum values.